

# QC2301 Stadium Light Datasheet



## Key Features

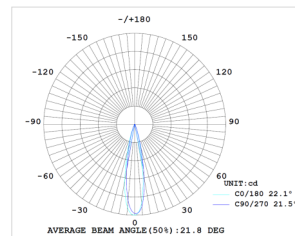
- ⇒ **Efficacy:** Up to 160 lm/w
- ⇒ **LED Chip:** SMD5050
- ⇒ **SDCM:** <5
- ⇒ **Beam Angle:** 15°|20°|30°|60°|120° PC lens
- ⇒ **Control:** DMX512|DALI
- ⇒ **IP Rating:** IP65
- ⇒ **Installation:** Bracket
- ⇒ **Certifications:** CE, RoHS
- ⇒ **Warranty:** 5 years

## Application

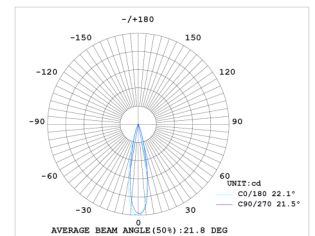
Large stadium, all kinds of large stadium, ships, squares, docks, airports, commercial sites, overpass, outdoor advertising, landmarks and other large panoramic lighting.

## Photometry

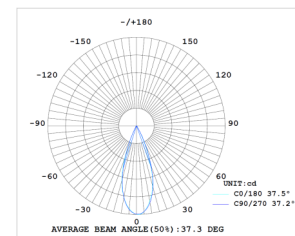
15° PC lens



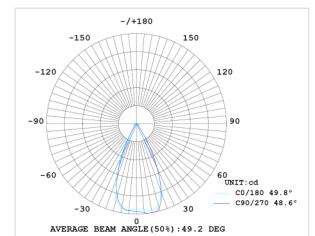
20° PC lens



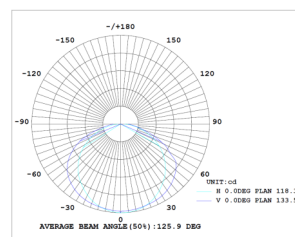
30° PC lens



60° PC lens



120° PC lens



# QC2301 Stadium Light Datasheet

## Product Data

Model No.	QC2301-500	QC2301-1000	QC2301-1500	QC2301-2000
Power	500W	1000W	1500W	2000W
Lumen Output	80,000 lm	160,000 lm	240,000 lm	320,000 lm
Luminous Efficacy	160 lm/w			
CCT	3000K 4000K 5000K 5700K 6500K			
CRI	Ra≥70 (Ra≥80 optional)			
Input Voltage	100-277 VAC, 50 60 Hz			
Housing Color	Black			
Housing Material	Aluminum, PC			
Operating temperature	-30°C to +50°C			
Operating humidity	10% to 90% RH			
Lifespan	100,000 hours			
Warranty	5 years			

## ErP Technical Specification

Item	Specification/Data
Efficiency In	>90%
Power Factor	PF>0.90
Energy Efficiency Class	D
Standard Deviation of Color Matching	<5
Starting Time	<0.2S
Warm-up Time to 60%	<0.5S
Lumen Maintenance at e.o.l.	>70%
Lifetime	L70/B10@100,000hours

**Note: 1. The above parameters will have errors within the allowable range of relevant standards.**

**2. This specification book is for reference only. We retains the right to optimize and modify without pre-notification!**





[www.kmlled.com](http://www.kmlled.com)

Company Address: No.6, HengTang Road, YanChuan Community, YanLuo Street, Bao'an, ShenZhen City, China.

# QC2301 Stadium Light Datasheet

## Mounting & Accessories

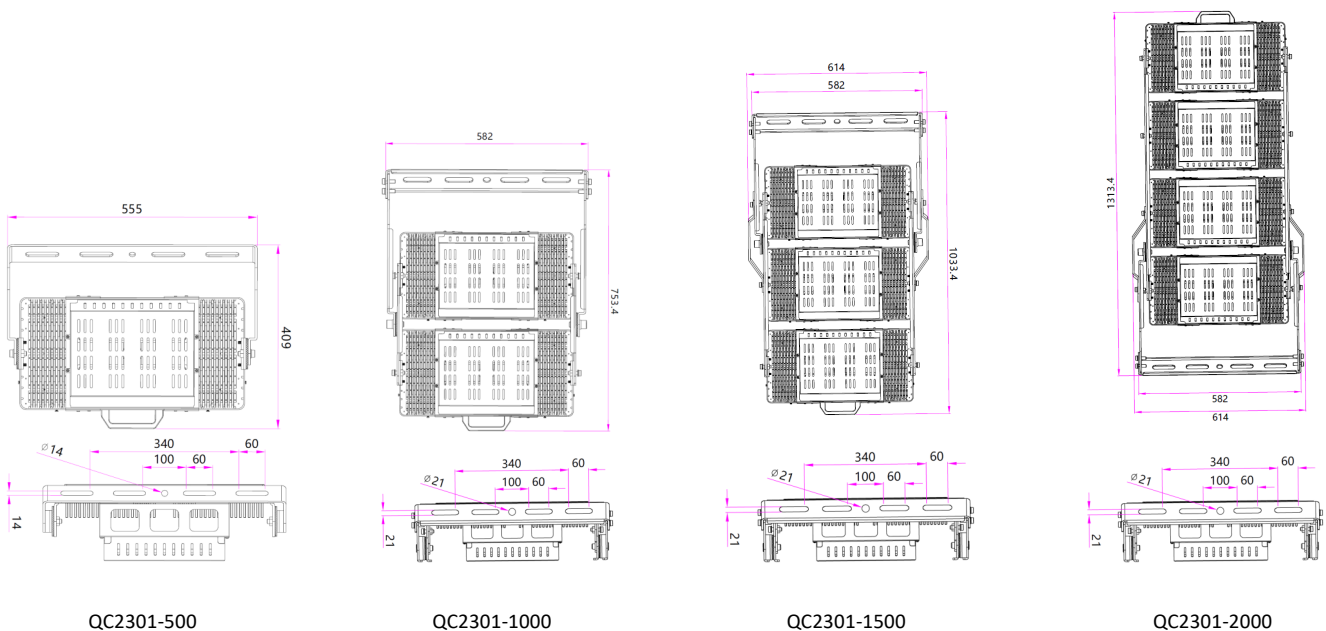
	<p><b>Bracket</b></p> <p>Black Steel</p>
	<p><b>Blackout Reflector</b></p> <p>Black Steel</p>

## Packaging

Model No.	PCS/CTN	N.W	G.W	Volumetric Weight	Carton Size and Volume	20GP(28m³)	40HC/HQ(68m³)
QC2301-500	1PCS	10.0 kg	11.0 kg	12.4 kg	L605xW459xH222 mm ≈ 0.062 m³	451 CTNS	1,096 CTNS
QC2301-1000	1PCS	22.0 kg	23.5 kg	23.0 kg	L816xW634xH222 mm ≈ 0.115 m³	243 CTNS	591 CTNS
QC2301-1500	1PCS	29.0 kg	31.0 kg	31.0 kg	L1096xW634xH222 mm ≈ 0.154 m³	181 CTNS	441 CTNS
QC2301-2000	1PCS	37.0 kg	39.5 kg	40.0 kg	L1386xW644xH222 mm ≈ 0.198 m³	141 CTNS	343 CTNS

**Remarks:** The weight of the above products is for reference only, and the weight of different configuration products will be different.

## Dimension (unit: mm)



# QC2301 Stadium Light Datasheet

## Packing Image

