

SLA Street Light Datasheet



Key Spec

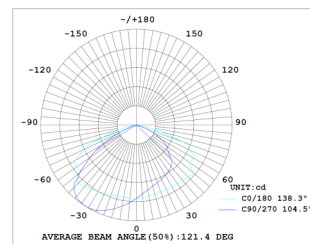
- ⇒ **Efficacy:** 150 lm/w & 170 lm/w
- ⇒ **LED Chip:** SMD3030 | SMD5050
- ⇒ **SDCM:** <5
- ⇒ **Beam Angle :** 60° | 90° | 120° | Type II-M | Type III-M | Type IV--M
- ⇒ **IP Rating:** IP66
- ⇒ **Control (optional):** Daylight sensor | NEMA port | ZHAGA port
- ⇒ **Installation:** 40mm | 50mm | 60mm Pole
- ⇒ **Certifications:** CE, RoHS
- ⇒ **Warranty:** 5 years

Product Feature

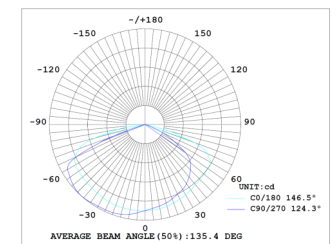
- ⇒ Elegant finless design.
- ⇒ Up to 170lm/w by Using Lumileds 5050 HE Level LEDs. (System Efficacy).
- ⇒ Airflow vent to extend life and eliminate moisture inside.
- ⇒ Easily to remove the lamp body for a fast maintenance on site.
- ⇒ Build-in Spirit Level : Ease of installation.
- ⇒ Meanwell / Philips / Inventories / Sosen LED Driver as optional.
- ⇒ System ready option with SR (Zhaga) and 7Pin NEMA socket options.

Photometry

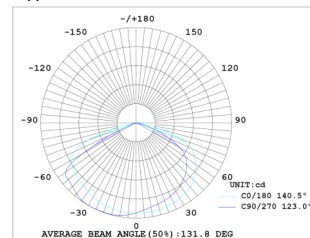
Type II-M PC lens



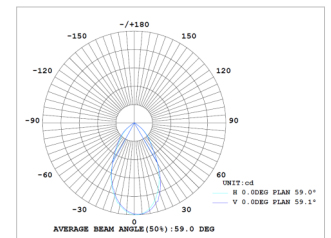
Type III-M PC lens



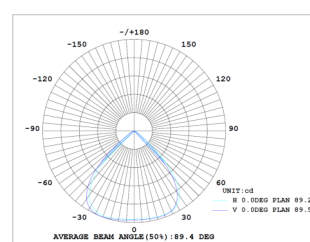
Type IV-M PC lens



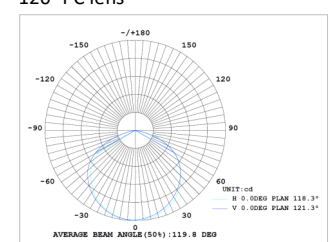
60° PC lens



90° PC lens




120° PC lens



SLA Street Light Datasheet

Product Details


Easily to remove the lamp body for a fast maintenance on site.



Build-in Spirit Level : Ease of installation.



The wiring specifications of the lamps are organized, easy to maintenance and upgrade to smart road lighting system.



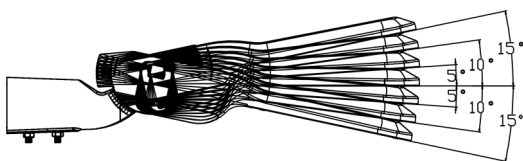
Airflow vent to extend life and eliminate moisture inside.



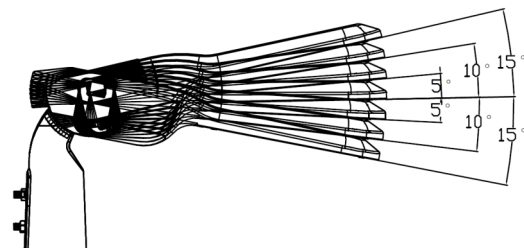
Adjust the screw to change the lighting direction.



Adjustable angle ①



Adjustable angle ②



SLA Street Light Datasheet

Product Data

Model No.	KML-SL030A	KML-SL060A	KML-SL080A	KML-SL100A	KML-SL120A	KML-SL150A	KML-SL200A	KML-SL240A	KML-SL300A
Power	30W	60W	80W	100W	120W	150W	200W	240W	300W
Lumen Output	4,500 lm/ 5,100 lm	9,000 lm/ 10,200 lm	12,000 lm/ 13,600 lm	15,000 lm/ 17,000 lm	18,000 lm/ 20,400 lm	22,500 lm/ 25,500 lm	30,000 lm/ 34,000 lm	36,000 lm/ 40,800 lm	45,000 lm/ 51,000 lm
Luminous Efficacy	150 lm/w & 170 lm/w								
CCT	3000K/4000K/5000K/5700K/6500K								
CRI	Ra≥70 (Ra≥80 optional)								
Input Voltage	100 to 277 VAC 220 to 240 VAC; 50Hz 60Hz								
Spigot Size	Ø40mm / Ø50mm / Ø60mm								
Housing Color	Gray								
Housing Material	Aluminum, PC, Glass								
Operating Temperature	-30°C to +50°C								
Operating Humidity	10% to 90% RH								
Lifespan	100,000 hours								
Warranty	5 years								

ErP Technical Specification

Item	Specification/Data
Efficiency In	>90%
Power Factor	PF>0.90
Energy Efficiency Class	C (170 lm/w); D (150 lm/w)
Standard Deviation of Color Matching	<5
Starting Time	<0.2S
Warm-up Time to 60%	<0.5S
Lumen Maintenance at e.o.l.	>70%
Lifetime	L70/B10@100,000hours

**Note: 1. The above parameters will have errors within the allowable range of relevant standards.
2. This specification book is for reference only. We retains the right to optimize and modify without pre -notification!**



www.kmlled.com

Add: Room 901, Building A, FuBiLun Industrial Park, ChaoYang Road, YanChuan Community, YanLuo Street, Bao'an, ShenZhen City, China.

SLA Street Light Datasheet

Mounting & Accessories (optional)

	<p>Daylight Sensor</p> <p>Model No.: SLGG Light On < 6lux; Light Off > 50lux</p>
	<p>NEMA 7 pins Socket with Blank Cover</p> <p>Black; when selected, it needs to be used with a dimming driver. Socket Model No.: JL-240FXA-14 Shorting Cap Model No.: JL-208</p>
	<p>ZHAGA 4 pins Socket and Daylight Sensor</p> <p>Black; when selected, it needs to be used with a dimming driver with an auxiliary source. Socket Model No.: JL-700; with cover. Light control Model No.: JL-701A; with socket and light control.</p>
	<p>Surge Protection Device</p> <p>Surge Protection Device Model No.: SL-FLQ-P10B; 10kV 10kA SL-FLQ-P20B; 20kV 20kA</p>

Packaging (without daylight sensor)

Model No.	CTNS/CTN	N.W	G.W	Volumetric Weight	Carton Size and Volume	20GP(28m ³)	40HC/HQ(68m ³)
KML-SL030A	1	3.4 kg	3.8 kg	4.8 kg	L623xW255xH150 mm ≈ 0.024 m ³	1,166 CTNS	2,833 CTNS
KML-SL060A	1	3.6 kg	4.0 kg	4.8 kg	L623xW255xH150 mm ≈ 0.024 m ³	1,166 CTNS	2,833 CTNS
KML-SL080A	1	4.5 kg	5.1 kg	6.0 kg	L666xW295xH150 mm ≈ 0.029 m ³	965 CTNS	2,344 CTNS
KML-SL100A	1	4.6 kg	5.2 kg	6.0 kg	L666xW295xH150 mm ≈ 0.029 m ³	965 CTNS	2,344 CTNS
KML-SL120A	1	4.8 kg	5.4 kg	6.0 kg	L666xW295xH150 mm ≈ 0.029 m ³	965 CTNS	2,344 CTNS
KML-SL150A	1	5.5 kg	6.2 kg	7.0 kg	L736xW315xH150 mm ≈ 0.035 m ³	800 CTNS	1,942 CTNS
KML-SL200A	1	6.2 kg	7.2 kg	8.0 kg	L747xW355xH150 mm ≈ 0.040 m ³	700 CTNS	1,700 CTNS
KML-SL240A	1	6.3 kg	7.3 kg	8.0 kg	L747xW355xH150 mm ≈ 0.040 m ³	700 CTNS	1,700 CTNS
KML-SL300A	1	8.4 kg	9.6 kg	9.0 kg	L846xW355xH150 mm ≈ 0.045 m ³	622 CTNS	1,511 CTNS

Remarks: The weight of the above products is for reference only, and the weight of different configuration products will be different.

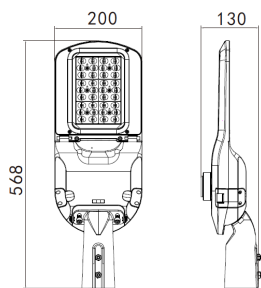
SLA Street Light Datasheet

Packaging (with daylight sensor)

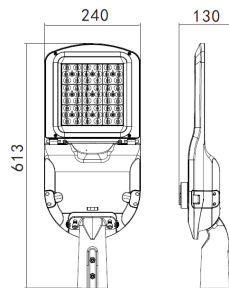
Model No.	CTNS/CTN	N.W	G.W	Volumetric Weight	Carton Size and Volume	20GP(28m ³)	40HC/HQ(68m ³)
KML-SL030A	1	3.7 kg	4.2 kg	5.4 kg	L623xW255xH170 mm \approx 0.027 m ³	1,037 CTNS	2,518 CTNS
KML-SL060A	1	3.9 kg	4.4 kg	5.4 kg	L623xW255xH170 mm \approx 0.027 m ³	1,037 CTNS	2,518 CTNS
KML-SL080A	1	4.8 kg	5.5 kg	6.7 kg	L666xW295xH170 mm \approx 0.033 m ³	848 CTNS	2,060 CTNS
KML-SL100A	1	4.9 kg	5.6 kg	6.7 kg	L666xW295xH170 mm \approx 0.033 m ³	848 CTNS	2,060 CTNS
KML-SL120A	1	5.1 kg	5.8 kg	6.7 kg	L666xW295xH170 mm \approx 0.033 m ³	848 CTNS	2,060 CTNS
KML-SL150A	1	5.9 kg	6.7 kg	8.0 kg	L736xW315xH170 mm \approx 0.039 m ³	717 CTNS	1,743 CTNS
KML-SL200A	1	6.5 kg	7.6 kg	9.0 kg	L747xW355xH170 mm \approx 0.045 m ³	622 CTNS	1,511 CTNS
KML-SL240A	1	6.6 kg	7.7 kg	9.0 kg	L747xW355xH170 mm \approx 0.045 m ³	622 CTNS	1,511 CTNS
KML-SL300A	1	8.7 kg	10.0 kg	10.0 kg	L846xW355xH170 mm \approx 0.051 m ³	549 CTNS	1,333 CTNS

Remarks: The weight of the above products is for reference only, and the weight of different configuration products will be different.

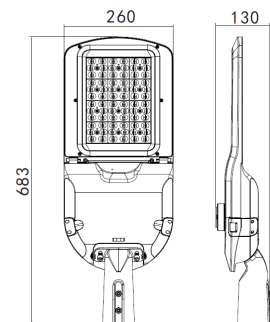
Dimension (unit: mm)



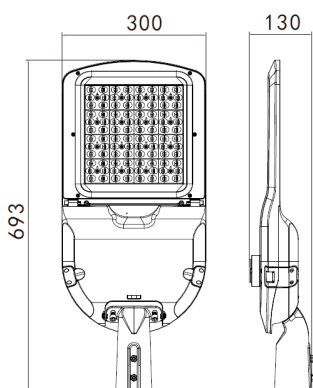
KML-SL030A/KML-SL060A



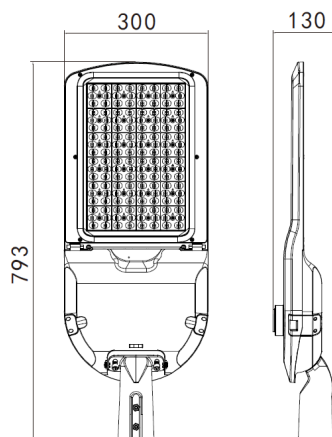
KML-SL080A/KML-SL100A/KML-SL120A



KML-SL150A



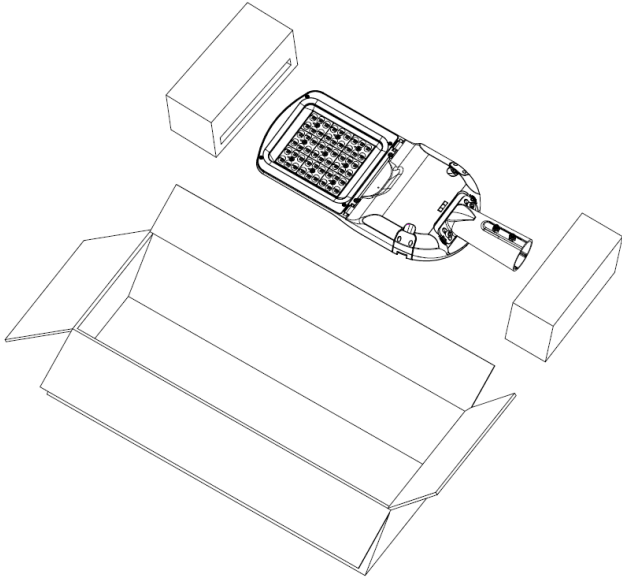
KML-SL200A/KML-SL240A



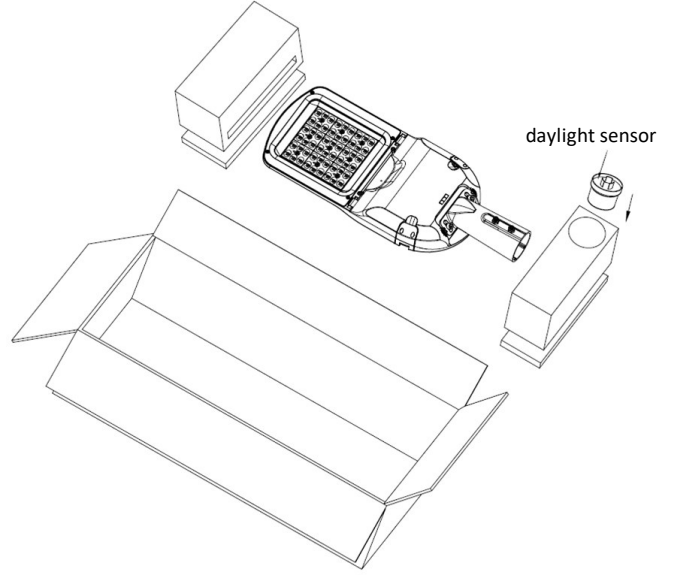
KML-SL300A

SLA Street Light Datasheet

Packaging Images



Without daylight sensor



With daylight sensor