

CP Canopy Light Datasheet



Key Features

Efficacy: Up to 130 lm/w

LED Chip: LUMILEDS

SDCM: <5

Beam Angle: 110° Glass cover

IP Rating: IP65

Installation: Ceiling/Embedded

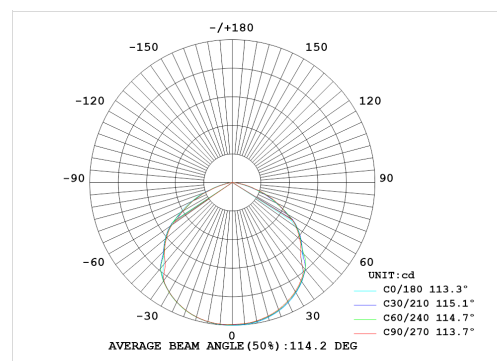
Certifications: ETL

Warranty: 5 years

Application

Petrol station, canopy ; Airport, supermarket, booth ; Train station, lobby ; Industry, shopping mall, indoor parking ; Park, villa, indoor tennis ground

Photometry



CP Canopy Light Datasheet

Product Data



SKU	KML-CP050	KML-CP080	KML-CP100	KML-CP150
Wattage	50W	80W	100W	150W
Lumen Output	6,500 lm	10,400 lm	13,000 lm	19,500 lm
Luminous Efficacy	130 lm/w			
CCT	3000K/4000K/4500K/5000K/5700K/6500K			
CRI	Ra≥70 (Ra≥80 optional)			
Input Voltage	100-277 VAC			
Housing Color	White			
Material	Aluminum, Glass			
Operating Temperature	-30°C to +50°C			
Operating Humidity	10% to 90% RH			
Lifespan	100,000 hours			
Warranty	5 Years			

ErP Technical Specification

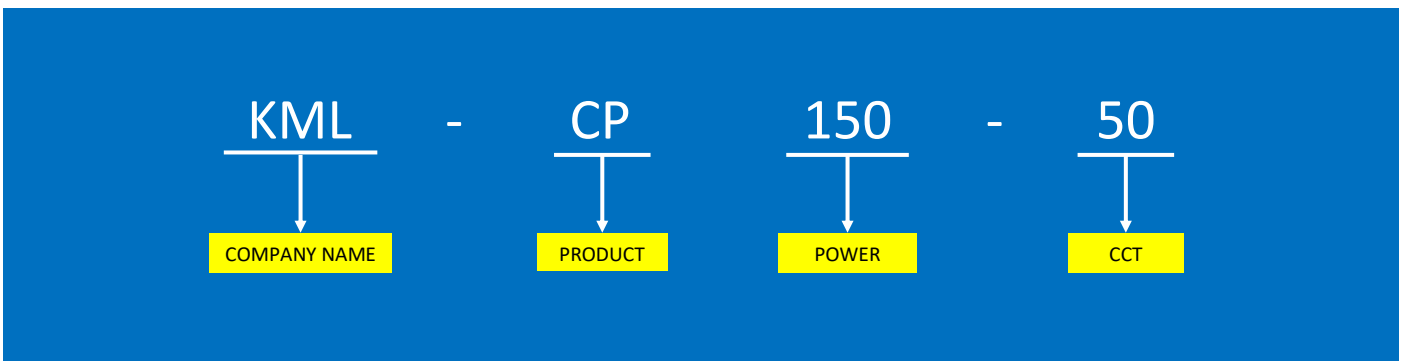
Item	Specification/Data
Efficiency In	>93%
Power Factor	PF>0.90
Energy Efficiency Class	A++
Standard Deviation of Color Matching	<5
Starting Time	<0.2S
Warm-up Time to 60%	<0.5S
Lumen Maintenance at e.o.l.	>70%
Lifetime	L70/B10@100,000hours

CP Canopy Light Datasheet

Mounting (optional)

	Ceiling SKU: CP-XD
	Embedded SKU: CP-QR

Ordering Information

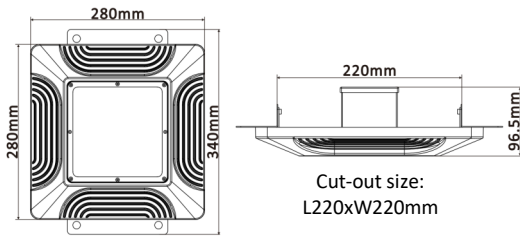


Packaging

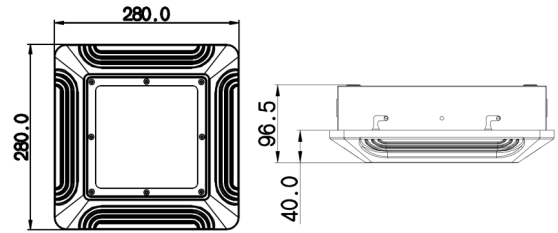
SKU	PCS/CTN	Net Weight	Volumetric Weight	CBM	20' GP	40' GP
KML-CP050	1	4.0 KG	5.0 KG	L310xW310xH190 mm \approx 0.018 m ³	1550 CTNs	3770 CTNs
KML-CP080	1	4.5 KG	5.0 KG	L310xW310xH190 mm \approx 0.018 m ³	1550 CTNs	3770 CTNs
KML-CP100	1	5.5 KG	10.0 KG	L440xW440xH200 mm \approx 0.039 m ³	710 CTNs	1740 CTNs
KML-CP150	1	6.0 KG	10.0 KG	L440xW440xH200 mm \approx 0.039 m ³	710 CTNs	1740 CTNs

CP Canopy Light Datasheet

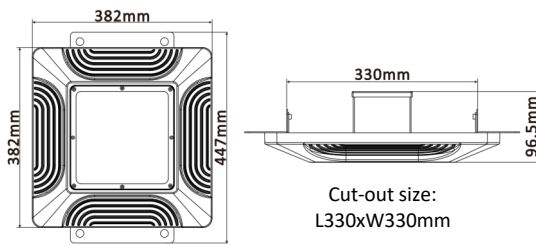
Dimension (unit: mm)



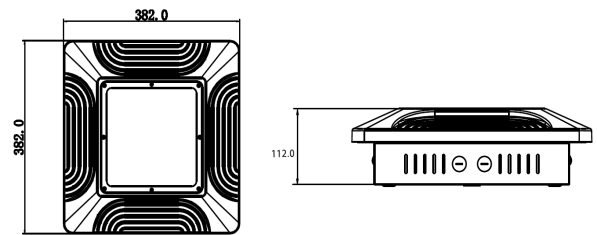
KML-CP050/KML-CP080 (embedded)



KML-CP050/KML-CP080 (ceiling)



KML-CP100/KML-CP150 (embedded)



KML-CP100/KML-CP150 (ceiling)

Package Images

