

FLE Flood Light Datasheet



Key Features

Efficacy: Up to 140 lm/w

LED Chip: LUMILEDS

SDCM: <5

Beam Angle: 30°/60°/90°/Type3-M PC lens

IP Rating: IP66

Installation: Bracket

Certifications: CE, RoHS

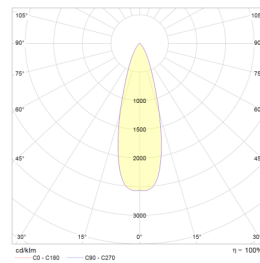
Warranty: 5 years

Applications

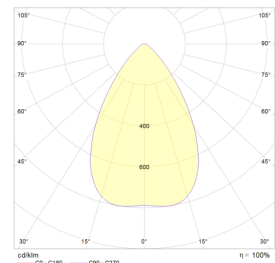
Parking Garages; Petrol and Convenience; Airports; Community centers; Indoor Sports complexes.

Photometry

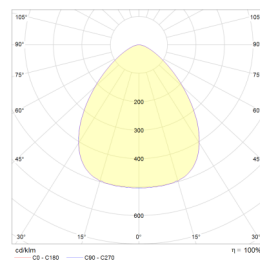
30° PC lens



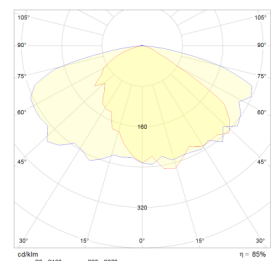
60° PC lens



90° PC lens



Type 3-M PC lens



FLE Flood Light Datasheet

Product Data

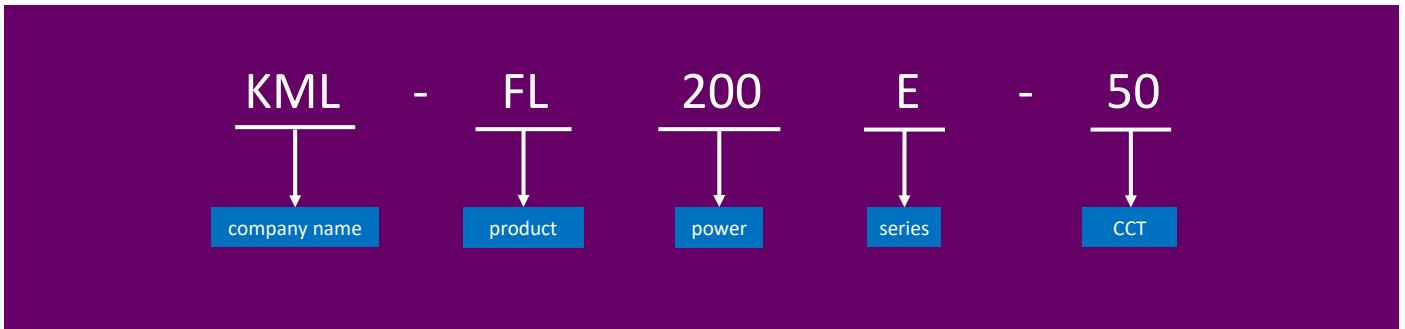
SKU	KML-FL080E	KML-FL100E	KML-FL150E	KML-FL200E	KML-FL240E	KML-FL300E
Wattage	80W	100W	150W	200W	240W	300W
Lumen Output	11,200 lm	14,000 lm	21,000 lm	28,000 lm	33,600 lm	42,000 lm
Luminous Efficacy	140 lm/w					
CCT	3000K/4000K/5000K/5700K/6500K					
CRI	Ra≥70 (Ra≥80 optional)					
Input Voltage	100 to 277 VAC					
Housing Color	Black/Gray					
Housing Material	Aluminum die cast, Glass, PC					
Working Temperature	-30°C ~+55°C					
Working Humidity	10% ~ 90% RH					
Lifespan	100,000 hrs					
Warranty	5 years					

ErP Technical Specification

Item	Specification/Data
Efficiency In	>93%
Power Factor	PF>0.90
Energy Efficiency Class	A++
Standard Deviation of Color Matching	<5
Starting Time	<0.2S
Warm-up Time to 60%	<0.5S
Lumen Maintenance at e.o.l.	>70%
Lifetime	L70/B10@100,000hours

FLE Flood Light Datasheet

Ordering Information

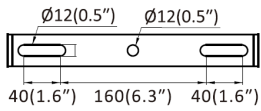
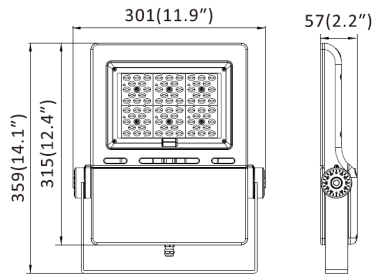


Packaging

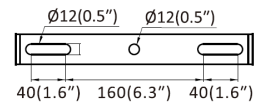
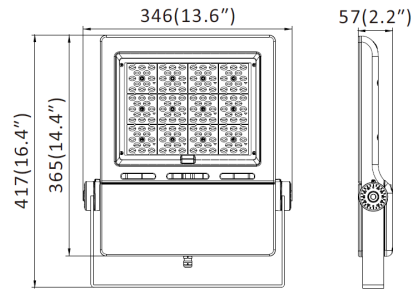
SKU	PCS/CTN	Net Weight	Gross Weight	CBM	20' GP	40' GP
KML-FL080E	1	4.0 kg	4.6 kg	L420xW360xH100 mm ≈ 0.020 m ³	1400 CTNs	3400 CTNs
KML-FL100E	1	4.0 kg	4.6 kg	L420xW360xH100 mm ≈ 0.020 m ³	1400 CTNs	3400 CTNs
KML-FL150E	1	5.4 kg	6.1 kg	L475xW400xH100 mm ≈ 0.025 m ³	1120 CTNs	2720 CTNs
KML-FL200E	1	6.5 kg	7.3 kg	L540xW430xH100 mm ≈ 0.030 m ³	930 CTNs	2260 CTNs
KML-FL240E	1	9.5 kg	10.7 kg	L630xW495xH100 mm ≈ 0.041 m ³	680 CTNs	1650 CTNs
KML-FL300E	1	9.8 kg	11.0 kg	L630xW495xH100 mm ≈ 0.041 m ³	680 CTNs	1650 CTNs

FLE Flood Light Datasheet

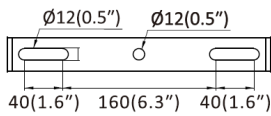
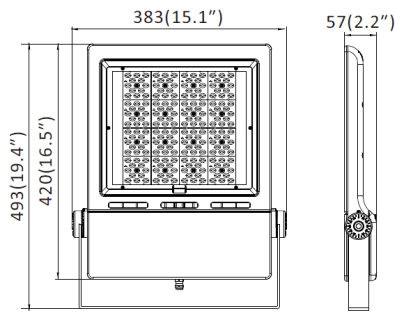
Dimension (unit: mm/inch)



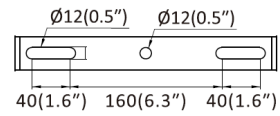
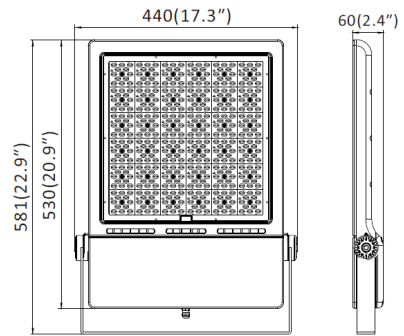
KML-FL080E/KML-FL100E



KML-FL150E



KML-FL200E



KML-FL240E/KML-FL300E